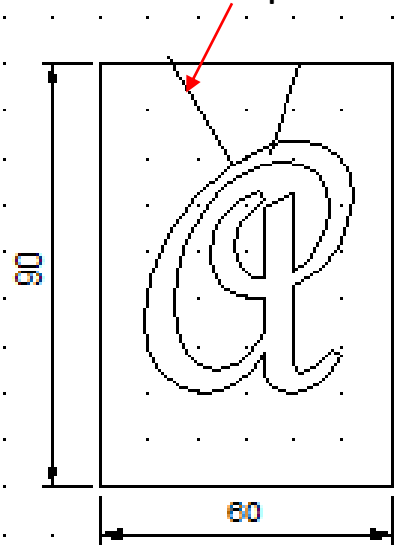


Learning Objective


To design and manufacture a mould that is suitable for pewter casting

Create the box 90 x 60
Draw in the sprue

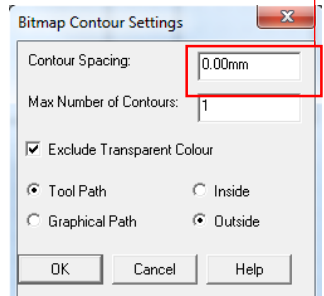



Add design



If using an Image
make sure it is a
solid black and
white colour



Then go to Bitmap
Contour Bitmap
Contour spacing 0



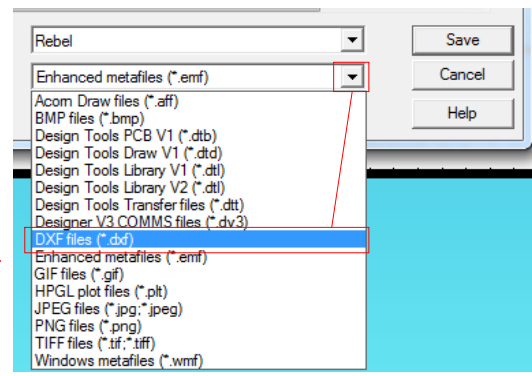
Then delete the Bitmap and drag
into the mould adding the sprue.



Key words

Mould
Pewter
Casting
Sprue
CAD/CAM

1. Save your design
2. Then Export your design
Go to File
Export
Select DXF
Save as your name



Design a minimum of 4 different ideas